

(Patents Pending)



Extend-A-Shower

"A slide out room for your shower"

The Extend-A-Shower provides extra space at shoulder level where you need it! When not in use simply collapse the Extend-A-Shower into the shower stall to retain your bathroom space. Perfect for RV's and residential showers.

White (fits 35" - 42" shower stalls) Model No. EXT-3542
Chrome (fits 54" - 60" shower stalls) Model No. EXT-5460C
Other finishes available for certain models



**Adds up to
30% more
Shower
Space!**

- Drag middle left
- Push right side in
- Push left side in



Neatly inverts
when not in use.

 **STROMBERG CARLSON
PRODUCTS INC.**
www.strombergcarlson.com

2323 Traversefield Dr. | Traverse City, MI 49686 | 231-947-8600



**STROMBERG CARLSON
PRODUCTS INC.**



Product Catalog 2011
strombergcarlson.com

RAILINGS



Lend-a-Hand

Our most popular RV rail provides steady support and convenience, as you go up the stairs or down the road. Folds and locks to the side of your RV for travel without any tools. Locks open to make entering or exiting your RV easier.

After Market

White with black foam grip Model No. AM-200

Silver with black foam grip Model No. AM-300

Black with black foam grip Model No. AM-800

OEM Call for design and model availability

The Soft Touch

It's nice to grab a handle instead of jamming your hand into a plastic or aluminum strap. With the Soft Touch molded finger grip handle, stepping into your RV is a pleasure.

After Market


White with black grip Mod. No. AH-100

Black with black grip Mod. No. AH-150

OEM

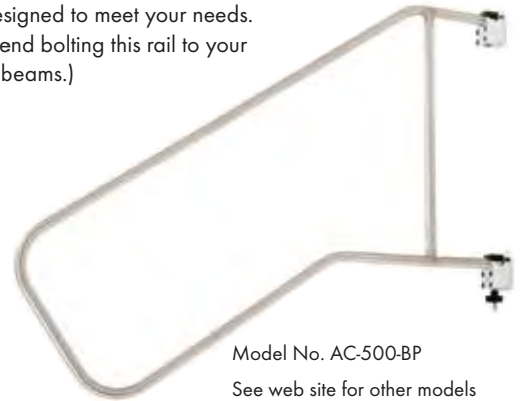
White with black grip Mod. No. AH-100-BP

Black with black grip Mod. No. AH-150-BP



Commercial Rails

Made from heavy duty stainless steel tubing, stainless steel hardware, and machined aluminum blocks - Our Commercial Rails can support up to 200 lbs of pressure and be custom designed to meet your needs. (We recommend bolting this rail to your coach's wall beams.)



Model No. AC-500-BP


See web site for other models

Foam Grip Wrap

The perfect replacement grip for any 1" diameter rail.

- Long lasting Durablend™ Foam
- Provides up to a 12" grip
- Resists sunlight and water
- Textured non-slip surface
- Provides excellent cushion
- Easy application (rail does not need to be removed)

Model No. FP-1002-R



STEPS



Manual RV Steps

These steps fold with a minimum amount of effort, but their strength lies in the stable access they provide to your RV. Treads measure 24" wide x 8" deep. Non skid tape will keep your foot planted where you put it, and the steps are powder coated for rust resistance.

Electric RV Steps

Self lubricating bushings do not need maintenance, and shoulder bolts (not rivets) reduce the torque on the electric motor for easy operation. Weather proof wiring and connectors prevent shorts and corrosion in the 12-volt system. Easily mounts and replaces other popular brands of electric RV steps. These steps are heavy-duty powder coated for rust resistance. Treads measure 24" w x 10-3/4" d.

Electric Single Step	4-1/2" drop	Model No. SP-24-100
Electric Double Step	8" drop between treads	Model No. SP-24-200
Electric Triple Step	8" drop between treads	Model No. SP-24-300

ELECTRIC STEPS - REPLACEMENT PARTS

4 way wiring harness for Electric Steps	Model No. SP-165045
Door switch (magnets) for Electric Steps	Model No. SP-165041
Motor for all Electric Steps	Model No. SP-1636669
Gear unit for single & double Electric Steps	Model No. SP-163164
Gear unit for triple Electric Steps '07 and earlier (two holes in collar)	Model No. SP-164348
Gear unit for triple Electric Steps '08 and later (one hole in collar)	Model No. SP-164348-B
Ball joint for Electric Steps	Model No. SP-165220
Electrical control box - updated design	Model No. SP-164889
Amber light replacement	Model No. SP-165048

To see Replacement Part photos please visit strombergcarlson.com



Manual Single Step	7" drop	Model No. SM-24-10
Manual Double Step	7" drop between treads	Model No. SM-24-20
Manual Triple Step	7" drop between treads	Model No. SM-24-30
Manual Triple Step	9" drop between treads	Model No. SM-24-39
Manual Wide Body Triple Step	Treads: 24"w x 10"d	9" drop between treads
		Model No. SM-2410-39

NEW!

Adjustable legs available in winter 2011.



Aluminum Platform Step

Our newest Platform Step is lightweight, durable, and will not rust. This amazing aluminum platform has rubber feet that won't slip, and can support up to 1,000 lbs!

Model No. PA-100 19" w x 14" d x 3" or 8" h

Model No. PA-400 Replacement Rubber Feet (set of four)



Steel Platform Step

The non-skid tape keeps your foot planted where you put it. This steel step can be used at 4" with the legs folded, or at 8" with the legs open. Made with Hi-grade steel and a powder coat finish to resist rust.

Model No. S-150 24" w x 16" d x 4" h or 8" h

Plastic Platform Step

Keep your RV cleaner by knocking off dirt and sand through the open grated tread surface. Stands 8" tall with legs open and 4" tall with legs folded. Legs lock open and closed. No rust composite treads. Supports up to 500 lbs.

Model No. P-102 24" w x 16" d x 4" h or 8" h



Econo Porch

The Econo Porch is 27" wide with a 7" rise comfortable for Grandma, or the grand kids. The steps are 9" deep, and the platform is 16" deep. The handrail is interchangeable to either side of the step. This step comes fully assembled. Simply unfold the step and attach 6 lock open braces for stability.

Two Step

16" x 27" platform
21" high (shown)

Model No. EHS-102-R

Three Step

16" x 27" platform
28" high

Model No. EHS-103-R



ACCESSORIES

Fifth Wheel Landing Gear Pull Pins

- Hook-up and unhook faster
- No loose hardware to lose
- Zinc plated no rust coating
- 3/8" pin diameter for your 2,1/4" square leg Landing Gear with 7/16" hole.

Model No. LG-119113



24" Scissor Jacks

- Bowtie Base sets well on soft surfaces
- Expands from 4" to 24" in height
- Keeps your RV Level and Stable
- Holds up to 5000 lbs. per jack

Model No. JSC-24



30" Scissor Jacks

- Keeps your RV Level and Stable
- Expands from 5" to 30" in height
- Bowtie Base sets well on soft surfaces
- Holds up to 5000 lbs. per jack

Model No. JSC-30



Speed drive Scissor Jacks with any 19mm hex head socket and a drill.

Jack-in-a-box

The surprise in this Jack-in-a-box, is that it stabilizes more than 10,000 lbs. Features include:

- Two Jacks per carton
- Each jack stabilizes over 10,000 lbs.
- U-Top fits most frames
- Adjusts between 20" - 34"
- All parts are powder-coated or zinc-plated for corrosion resistance



Model No. JB-20

Stabil-Step Jacks

Stabilize your step assembly as you enter and leave your coach. Our Stabil-Step Jacks easily support 750 lbs. taking the load off your step tread, carrying mechanism and frame. Stabil-Step Jacks will lengthen the life of any tread and step assembly attached to your RV.



Model No. JSS-7
8" to 13.5"

Model No. JSS-85
8" to 15"

Model No. JSS-4
4-3/4" to 7-3/4"

Tire Carriers

The Stromberg Carlson universal tire carrier works great on class C's, travel trailers, and fifth wheels with no welds to break. The formed column is flanged and gusseted to reduce tire vibration. The folding carrier has a built in stop so the tire won't fall when tilted down giving you access to rear storage.



Universal Rigid
Model No. TR-1

Universal Folding
Model No. TR-2

OEM Call for design and model availability



Fifth Wheel Landing Gear

Take the effort out of raising and lowering your Fifth Wheel. Our Deluxe Electric and Manual Landing Gear is OEM grade manufactured by Lippert Components.

- Handles 6,000 lbs
- 21" stoke and an inner tube that extends an additional 16" – one inch at a time
- IP rated switch can be mounted in your bottle gas area with no fear of a spark



Electric Landing Gear Model No. LG-1

Manual Landing Gear Model No. LG-183708

Fifth Wheel Landing Gear Replacements Parts

Feel secure in knowing these parts are the most widely used in the industry. All service parts are readily available across the country should they be needed.

1 Lead Leg



LG-179013

2 Follow Leg



LG-179014

3 Gear Box



LG-179015

4 Foot and Pin



LG-119225

5 X-shaft



Model No. LG-XS

6 Crank Handle



LG-119226

7 Universal Motor



LG-142178

8 IP Switch



LG-145236

9 9" round foot



LG-210475

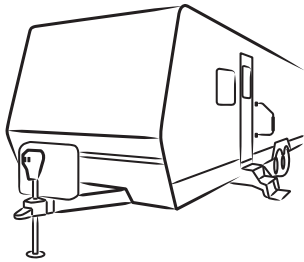
10 Weld on brackets



LG-Brackets

Electric Tongue Jack

- 3500 lbs capacity
- Break away power
- Easily set your equalizing bars
- 18" travel
- Large three bulb LED night light
- 2 3/16" heavy wall outer tube
- Emergency crank through socket
- 10 gauge connection with 30 amp fuse
- Removable foot pad included
- 1 year warranty



Black Model No. JET-3700

White Model No. JET-3500

"No sweat" trailer hook-ups

Our Electric Tongue Jack takes the physical exertion out of cranking a trailer up or down. Simply push the button to quickly and effortlessly raise or lower the trailer into position with complete control.



TAILGATES



Vented Tailgates 100 series

- All steel design
- Open design improves vision
- Custom fitted

Ford	1987-1996		Model No. VG-100
Ford	1997	F-250 & F-350 Heavy Duty	Model No. VG-100
Ford	1997-2003	F-150	Model No. VG-97-100
Ford	1997-1999	F-250 Light Duty	Model No. VG-97-100
Ford	2004	F-150 Heritage Edition	Model No. VG-97-100
Ford	1999-2011	F-250 & F-350 Super Duty	Model No. VG-97-100
Ford	2004-2011	F-150	Model No. VG-04-100
GM	1973-1987		Model No. VG-100
GM	1988-1998		Model No. VGM-88-100
GM	1999-2000	Old Body Style	Model No. VGM-88-100
GM	1999-2006	CBS (Does not fit composite box)	VGM-99-100
GM	1999-2007	2500 & 3500 CBS	Model No. VGM-99-100
GM	2007	1500 New Body Style	Model No. VGM-07-100
GM	2008-2011	1500, 2500 & 3500 NBS	Model No. VGM-07-100
Dodge	1995-2001		Model No. VGD-94-101
Dodge	2002	2500 & 3500 series	Model No. VGD-94-101
Dodge	2002	1500 series	Model No. VGD-02-100
Dodge	2003-2008		Model No. VGD-02-100
Dodge	2009	1500 series (functional fit only)	Model No. VGD-02-100
Dodge	2009-2010	2500 & 3500 series	Model No. VGD-02-100
Dodge	2010-2011	1500, 2500 & 3500 series	Model No. VGD-10-100
Toyota	2007-2011	Full size Tundra trucks	Model No. VGT-70-100

CBS = Classic Body Style

NEW!



Accessory Louvers painted metallic silver above and below.



Louvered Tailgate 4000 series


- Glass filled composite materials
- Gate can be painted
- Rotary latches & cables included
- Key locks gate onto truck
- Single handed release

Ford	1997-2004	F-150, including Heritage Edition	Model No.VG-97-4000
Ford	1999-2011	F-250 & F-350 Super Duty	Model No.VG-97-4000
Ford	2004-2011	F-150 with Standard 5' Box	Model No.VG-04-4000
GM	1999-2006	CBS (Does not fit composite box)	Model No.VGM-99-4000
GM	2007	2500 & 3500 Series CBS	Model No.VGM-99-4000
GM	2007	1500 Series New Body Style	Model No.VGM-07-4000
GM	2008-2011	All Series New Body Style	Model No.VGM-07-4000
Dodge	2002	1500 Series	Model No.VGD-02-4000
Dodge	2003-2008	1500, 2500 & 3500 Series	Model No.VGD-02-4000
Dodge	2009	1500 Series (functional fit only)	Model No.VGD-02-4000
Dodge	2009	2500 & 3500 Series	Model No.VGD-02-4000
Dodge	2010-2011	1500, 2500 & 3500 Series	Model No.VGD-10-4000
Toyota	2007-2011	Full size Tundra trucks	Model No.VGT-70-4000

CBS = Classic Body Style

Accessory Louvers 4000 series

- Create more privacy
- Customize your gate
- Louvers can be painted



Shipped black Model No. 4000-V